






Year 1: Art and Design



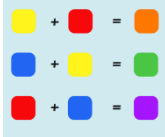


Block 1 – Drawing

Artist focus – Zaria Forman and Yayoi Kusama



Overview of unit	Substantive Knowledge	Disciplinary Knowledge
<p>Children will explore mark-making and line; working and experiment different materials through observational and collaborative pieces.</p>   	<ul style="list-style-type: none"> To know about Yayoi Kusama and explore how she uses marks and dots in her work. To know a range of 2D shapes and confidently draw these. To know that drawing tools can be used in a variety of ways to create different lines. To know that lines can represent movement in drawings. To know that a pattern is a design in which shapes, colours or lines are repeated. 	<ul style="list-style-type: none"> Explore mark marking, experimenting with drawing lines and using 2D shapes to draw. Use sketchbooks to explore ideas in an open-ended way. Use a range of drawing materials such as pencils, chalk, pastels, felt tips and pens. Explore tone using different grades of pencil, pastel and chalk. Observe and draw patterns. To talk about their own work and that of other artists.

Block 2 – Painting and Mixed Media

Artist focus – Jasper Johns and Clarice Cliff

Overview of unit	Substantive Knowledge	Disciplinary Knowledge
<p>Children will explore colour mixing through paint play, using a range of tools to paint on different surfaces. Children will create painting inspired by Clarice Cliff and Jasper Johns.</p>   	<ul style="list-style-type: none"> To know that the primary colours are red, yellow and blue. To know that primary colours can be mixed to make secondary colours: Red + yellow = orange Yellow + blue = green Blue + red = purple To know about the works of Jasper Johns and Clarice Cliffs and how they use primary and secondary colours. 	<ul style="list-style-type: none"> Experiment with primary and secondary colours. Start to mix a range of secondary colours, moving towards predicting in resulting colours. Experiment with a range of brush sizes and other painting tools e.g. sponge brushes, objects. Paint onto a range of surfaces with a range of tools. Analyse painting by different artists and evaluate theirs and others work.

Block 3 – Craft and Design

Overview of unit	Substantive Knowledge	Disciplinary Knowledge
<p>Children learn about composition and work with different art materials to create texture for a 'Seaside' design.</p>  	<ul style="list-style-type: none"> To know that collage materials can be shaped to represent shapes in an image. To know that patterns can be used to make shapes. To know that texture means 'what something feels like' To know that different marks can be used to represent the textures of objects. To know that collage materials can be overlapped and overlaid to add texture. 	<ul style="list-style-type: none"> To develop cutting skills safely and carefully. To identify different textures in a scene. Begin to identify different types and textures of fabric and materials for collage. Use appropriate language to describe colours, media, equipment and textures. Experience painting over texture.