







Year 5: Art and Design



Autumn Term – Craft and Design Artist focus – Hundertwasser

Overview of unit	Substantive Knowledge	Disciplinary Knowledge
<p>Children learn how to draw from observation, create a print and draw from different perspectives. They learn about the role of an architect and are challenged to consider why houses look the way they do and if there is scope to change and improve them.</p>  	<ul style="list-style-type: none"> To know an architectural style refers to the features that make a building identifiable such as shape, materials used and methods of construction. To know about the Austrian architect Hundertwasser. 	<ul style="list-style-type: none"> Demonstrate experience in a range of printmaking techniques. Show experience in a range of mono print techniques e.g rolling ink out and placing paper on top then drawing onto the paper. Use sketchbooks to collect and record visual information from different resources. Develop their own style using tonal contrast and mixed media.

Spring Term – Painting and Mixed Media Artist focus – Chila Kumari Singh Burman

Overview of unit	Substantive Knowledge	Disciplinary Knowledge
<p>Through investigating self-portraits by a range of artists including the work of Chila Kumari Singh Burman, children use photographs of themselves as a starting point for developing their own unique self-portraits in mixed media.</p>  	<ul style="list-style-type: none"> To know that self-portraits can communicate things about the artists depending on: the composition, materials used, background, artist's clothes and facial expression. To know that mixed media artwork uses a combination of different materials. To know that tone can help show the foreground and background in an artwork. To know that artists create pattern to add expressive detail to art works. 	<ul style="list-style-type: none"> Look at the work of artists and how they use colours in portraits. Confidently control the types of marks made and experiment with different effects. Mix and match colours to create atmosphere and light effects. Mix shades and tones with confidence. Add collage to a painted, printed or drawn background for effect. Research and discuss the ideas and approaches of artists across a variety of disciplines, being able to describe how the cultural and historical context may have influenced their work.

Summer Term – Sculpture and 3D Artist focus – Rachel Ducker

Overview of unit	Substantive Knowledge	Disciplinary Knowledge
<p>In this unit, children explore Rachel Ducker's wire sculptures and learn how to work with wire to create a 3D sculpture. Children will learn techniques for using wire and will create their own 3D wire sculpture.</p>  	<ul style="list-style-type: none"> To know about the artist Rachel Ducker and how she uses wire to create 3D sculptures. To know the terms looping, bending and twisting. To know that the size and scale of 3D art work changes the effect of the piece. To know how to stay safe when using materials to sculpt. 	<ul style="list-style-type: none"> Plan how to join parts of the sculpture, securing work to continue at a later date as needed. Demonstrate experience in freestanding work using a range of media. Use language appropriate to the skill and technique e.g. looping, bending and twisting. Investigate scale when creating forms in 3D. Explore wire to create 3D forms. Plan a sculpture, developing an idea in 2D into 3D. Persevere when constructions are challenging and work to problem solve more independently.