




Autumn Term – Painting and Mixed Media

Artist focus – Romare Beardon




Overview of unit	Substantive Knowledge	Disciplinary Knowledge
<p>Children will explore using primary and secondary colours. Inspired by the works of Romare Beardon, children will begin to use different mediums and tools to recreate texture for a collage.</p>  	<ul style="list-style-type: none"> To know about Romare Beardon's inspirations and his style of art work. To know names of primary colours and secondary colours. To know which tools create which textures. 	<ul style="list-style-type: none"> To confidently mix primary colours to make secondary colours. Investigate mixing a wider variety of colours, to create different tones. Use different tools or use the same tool in different ways can create different types of lines. Match colours seen around them. Create texture using different painting tools. Make textured paper to use in a collage. Choose and shape collage materials eg cutting, tearing. Compose a collage, arranging and overlapping pieces for contrast and effect.

Spring Term – Drawing

Overview of unit	Substantive Knowledge	Disciplinary Knowledge
<p>Children will use storybook illustrations as a stimulus to develop their mark-making. They will explore a wider range of tools and experiment with creating texture to add detail to drawings.</p> 	<ul style="list-style-type: none"> To know that surface rubbings can be used to make patterns. To know that drawing techniques such as hatching, scribbling, stippling and blending can make patterns. To know that patterns can be used to add detail to an artwork. To know that shading helps make drawn objects look more 3D. To know that different pencil grades make different tones. 	<ul style="list-style-type: none"> Further develop mark-making within a greater range of media, demonstrating increased control. Develop observational skills to look closely and reflect surface texture through mark-making. Experiment with drawing on different surfaces and begin to explore tone using a variety of pencil grade (HB, 2B, 4B) to show form, drawing light/dark lines, patterns and shapes. Experiment in sketchbooks, using drawing to record ideas.

Summer Term – Sculpture and 3D

Artist focus – Rachel Whiteread

Overview of unit	Substantive Knowledge	Disciplinary Knowledge
<p>In this unit, children will explore the way clay can be shaped and joined, children learn a range of essential skills for working with this medium. They will learn about Rachel Whiteread's sculptures and create their own clay tile houses in response.</p>   	<ul style="list-style-type: none"> To know that materials can be overlapped and overlaid to add texture. To know and name the different techniques for moulding and manipulating clay (clay slips, impress, pinch pot, relief, score). To know the 'score and slip' method to join clay. To know about the artist Rachel Whiteread and understand her sculpting techniques. 	<ul style="list-style-type: none"> Develop understanding of 3D forms to construct and model. Use hands and tools with confidence when cutting, shaping and joining clay. Develop basic skills for shaping and joining clay, including exploring surface and texture. Make a slip to join two pieces of clay. Produce more intricate surface pattern/textures and use them when appropriate. Produce larger piece using pinch/slab/coil techniques. Use language appropriate to skill and technique e.g. 'slop and score'.